

Life Skills Assessment  
Grade 1  
Term Two

Table of Contents

Description	Page	Marks
Beginning Knowledge		
Safe and Unsafe situations	1	6
Safety at home	2	12
My body	3	6
Senses	4	10
Keeping safe	5	8
Avoiding illness	6	8
My classroom	7	7
Total		57
Creative Arts		
Complete a face	8	10
My body	9	10
Keeping the body safe	10	10
We care for each other	11	10
Total		40
Total Marks		97

Safety in and around the home.

Tick (✓) a safe situation and cross (x) an unsafe situation.



Safety at home


Are these items safe to use or play with?

Write **yes** or **no** in the box next to each picture.

Colour all the safe items.









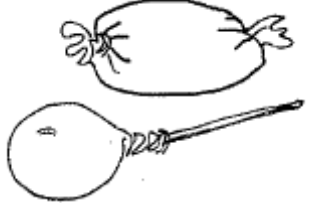

Write the words in the correct spaces.

leg	hand	head
stomach	foot	arm



Choose the correct word and write it next to the pictures.

smell	taste	hear	touch	see
-------	-------	------	-------	-----




\_\_\_\_ / 10 Marks

# Keeping safe



Let's write

Look at the pictures below and write Yes for a "yes" feeling and No for a "no" feeling in the blocks.




### Avoiding illness

#### Germ on the move

Draw a red cross over the pictures where germs can be spread.

Draw a smiley face ☺ next to the pictures that show ways to stop the spread of germs.



**My classroom**

Write the correct word under each picture. Use the words below. Colour the things you have.



\_\_\_\_\_




\_\_\_\_\_



\_\_\_\_\_



\_\_\_\_\_



\_\_\_\_\_



\_\_\_\_\_

These words will help you.

ruler	crayons	bag
pencil	book	desk

Finish the drawing of a face.

Draw the hair. Try to copy your own face. If you have brown eyes, draw brown eyes. If you have black hair, draw black hair.

Draw your eyebrows, your nose and your mouth.

Your face is an important part of your body.

We each have 2 eyes.




We each have 2 ears.



We each have a nose.



We each have a mouth.



\_\_\_\_ / 10 Marks

### My Body

Draw the other side of this child.

Draw the nose and the eyes.

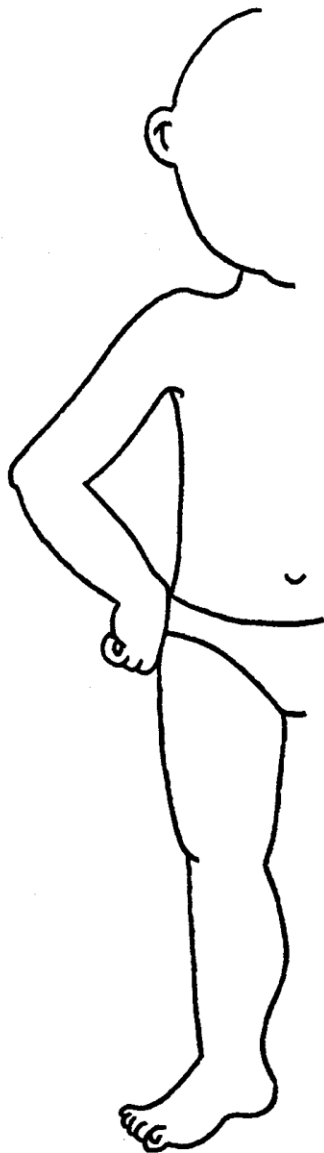
Then draw lines to match the words with the parts of the body.

ear

eye

leg

arm



nose

hand

foot


Keeping the body safe

**Sick children belong in bed**

Help these children find their way.

The sick child must go to bed.

The healthy child must go to school.



Fill in the missing words in this sentence and colour the pictures.

When I'm \_\_\_\_\_ I stay at \_\_\_\_\_.

When I'm \_\_\_\_\_ I go to \_\_\_\_\_.

home	well	school	sick
------	------	--------	------

We care for each other

Draw a picture showing how you help at home.

(8)



Write a sentence about your picture. The words in the box may help you.

(2)

help	wash	cook	clean
feed	water	garden	Sweep
dishes		Baby	

-----

-----

\_\_\_\_\_ / 10 Marks